



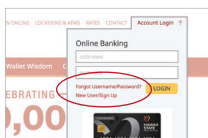
HAWAII STATE FEDERAL CREDIT UNION

ONLINE BANKING REGISTRATION

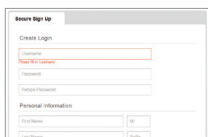
You will need the following pieces of information to register:

- Membership Number: _____
- Date of Birth
- Social Security Number
- Email Address
- Mother's Maiden Name
- PIN (last four of SSN)

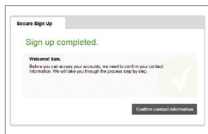
Desktop Instructions



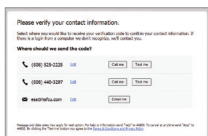
Step 1 Click "Sign Up" in the Online Banking box on the homepage of www.hawaiistatefcu.com



Step 2 Create a Username and Password then fill out the registration page



Step 3 Sign up completed



Step 4 Confirm contact information and receive the one-time passcode

Mobile App - Sign Up for Online Banking!

You can also sign up for online banking through our Hawaii State FCU Mobile App. Download the Hawaii State FCU Mobile App in the App Store, GooglePlay or Amazon store. Then, click on "sign up" on the login screen and complete your registration.



Enhanced Login Security: You will be asked to enter up to two telephone numbers and one email address.

If you are unable to complete your registration, please contact our Member Service Call Center at (808) 587-2700 or toll-free 1(888) 586-1056.